

# TURNOUT

THE OFFICIAL NEWSLETTER OF NORTHERN TURNERS INC.

VOL 11 No. 07

August 2022

## President's report for August 2022

Dear members

We would like to see more of you at the 2<sup>nd</sup> Saturday, especially as the Burnside exhibition will be on soon, and you can either work on your pieces, or get advice on style, finishes, etc from the experienced turners who are always willing to give a helping hand.

Once again at the 3<sup>rd</sup> Saturday, we saw an excellent demonstration by George Pastuch, making miniature scent bottles. Quite a number of us immediately got busy (making a mess), and as seen at Show and Tell today, there were some very elegant little bottles produced. Well done to all those who learned from the demonstration – it is always satisfying for the demonstrator to see others making new pieces.

At today's meeting, Flora Rumbelow demonstrated the art of making pepper grinders – see report below.

From the committee:-

As suggested by the Treasurer, and approved by the membership, the term deposit of approximately \$20,000 will be re-invested for another year.

A roster is to be produced for members to open and close the tech centre for our meetings. Previously, this has been left to only one or two members, who have done an excellent job. We have 5 sets of keys and these are to be held by those on the roster.

A group of future demonstrators attended a session with Tim Skilton on the 1<sup>st</sup> Saturday of August, and will meet again on September 3<sup>rd</sup> to further their skills.

Dale Starr and Robert Edge have met with the IT staff of TVCS to find out more about holding a Zoom meeting with an international wood-turner. They plan to organise a morning workshop in early November if possible, and there was a good show of hands at the general meeting in support. It is hoped that in the future, we may again be able to hold workshops with visiting demonstrators as in the past through Tim Skilton and helpers.

*Continued on page 2 ...*

*From your Editor.*

Welcome to my first issue of Turnout.

You may notice a few layout changes because i use Apple products. This isn't a problem for you as text from any program transfers just fine.

Having said that ... **HELP!**

I am new to wood turning & editing this newsletter so i will be asking for input, ideas, suggestions.

If you'd like to know about something, others in our group will probably like to know too.

One thing a few people have asked for is a section highlighting websites & suppliers that have been helpful or interesting.

Know one? Pass the info on to me.

Email the

[turnout@nothernturners.org.au](mailto:turnout@nothernturners.org.au) account by preference.

Lastly, a confession. I have memory issues. If you don't see me write it down, i will forget. Please email me, give me a note or get me to make a voice memo of anything you'd like included here.

See you at TVCS,

Rob Williams

## Your Northern Turners

- *Seeking Excellence*
- *Encouraging Individualism*
- *Fostering Creativity*
- *Teaching Skills*
- *Providing Support*

Following a suggestion by Gordon Best, more female members, who represent about 10% of our membership, are encouraged to enter their pieces for club exhibitions. It is always daunting for anyone to put their work up for display and hopefully sale, but discuss it with experienced exhibitors if you are interested. You might wish to volunteer for a session just to see how the exhibition works, or share a table with another exhibitor. Remember, many of the purchasers are women, and they would be rapt to see what other women can produce on a lathe.

There was an incident where a member slipped on the portable ramps used on the container and incurred some injuries. Following this incident, the ramps will be coated with a non-slip paint containing sand to improve adhesion.

George Pastuch suggested that NT consider holding the “Merry Month of May” next year and invite other clubs to the event. Other clubs may convene the event in future years. The committee will look into this.

For the September 24<sup>th</sup> meeting:-  
Brent Golledge will be bringing wood for turning, particularly red gum but some other species.

Three simultaneous demonstrations will be held:-  
Guido Guidi - using a router table for complex carpentry  
Trevor Green – setting up a pole lathe – have a go with this ancient type of lathe  
Roger Humphris – Toymendous toys which involve turning – you may be able to help.

Enough from me, hoping to see you soon, and keep on producing great work

Cheers  
Tim Smeaton

## Link box

**The SandPaper Man** (in QLD) for cloth backed sandpaper (that you can't get from Tim)  
(<https://www.thesandpaperman.com.au/>)

**South Auckland Woodturners Guild's** “Projects” page is a good source for interesting projects  
(<https://sawg.org.nz/projects/>)  
They also have a PDF Download facility on the page.

**Q-Saw Services** provide saw sharpening facilities for all types of power and hand powered saws.  
(<https://qsawservices.com.au>)

Now, I'm not going to go looking for these sorts of places for you. Like you, I have places I go back to a lot but i'm always willing to use other peoples experiences and knowledge. Send me links and/or addresses and some info about what its meant to you or why you like them. I'll happily share it here for others to use as well.

Rob W

<b>Northern Turners Committee</b>	2021/22
President	Tim Smeaton
Secretary	Dale Starr
Treasurer	David Kleinig
Vice President	Bill Elliott
Member	Rob Williams
Member	Guido Guidi
Member	Fred McCann
Member	Nik Surikov
Member	Graham Reed
Member	Flora Rumbelow

<b>Third Saturday Demonstration 2022</b>		
17 Sep	Chatter work	Ron Allen
15 Oct	Tea lights & colour spinning	George Pastuch
19 Nov	Miniature bird houses	George Pastuch
<b>Forth Saturday Demonstration 2022</b>		
24 Sep	Router demonstration Toymendous turning Pole lathe demonstration	Guido Guidi Trevor Green Roger Humphris
22 Oct	AGM Decorative work in jewellery boxes	David Hough
26 Nov	TBA	

**Send all articles to**  
[turnout@nothernturners.org.au](mailto:turnout@nothernturners.org.au)

**Scent bottles - Third Saturday Demonstration**  
Demonstration by George Pastuch

- three tools - parting, spindle gouge, skew chisel
- best to use light wood that will allow scented oil to permeate
- can be made from one piece of wood or two.
- no “mandated shape”, feel free to express yourself.



face off the end, drill the small hole in the end for the scent to be dropped into and then free form the shape as desired.




the drilled hole should be deep enough to allow enough scent to be poured in to last a while but not so deep that it has the potential to compromise the base of the bottle.



the opening now needs to be flared out to allow easy pouring and funnelling of the scent and to give emphasis to the stopper.


George (carefully) uses a skew chisel to shape the entrance.

once shaped, finished and sanded, part off and use the remaining timber to form the stopper.




the small ridges in the shape are known as ‘quirks’.  
when including one of these features maintain the shape and curve of the piece on either side of the quirk to maintain the flow of the shape.

**\*tip\*** if turning soft timber, don't apply pressure when sanding as it will score the timber which will require additional sanding (and down that road, madness lies ...)




when turning the stopper George uses a set of pin jaws.  
when mounting the wood the base must be the base of the jaws to prevent the jaws being forced open as they are tightened.



the top shape of the stopper should be as wide (at its widest point) as the neck of the bottle to maintain the symmetry of the whole pieces.



the shaft should be slightly tapered (thinner at the bottom) with the diameter of the shaft that matches the pots entrance being about 5mm down the shaft so the bottom of the onion shaped top sits level with the pots flared top.



## Turning Pepper Grinders - Forth Saturday Demonstration Demonstration by Flora Rumbelow



*Three different styles of grinder*

In what was perhaps a first, Flora completed her demonstration without turning on the lathe or making any shavings! First, she showed several different styles of grinder, and different mechanisms. For this demonstration, Flora was using the type which uses a handle on the top of the grinder.



*The Forstner bit in use*



*Turning the cylinder between*

This was proving difficult to mount successfully, and did not appear to have a means of adjustment, but had the advantage it was made from a single piece of wood. Flora's technique involved first turning a cylinder, held between centres and turning a spigot at one end.



*Templates used for design*

Using a forstner bit (~40mm diameter), a shallow cylinder (9.5mm) is cut, and then a smaller bit (~27mm) is used to continue the cut half-way through the cylinder.

The piece is now reversed and mounted on a chuck using pin jaws in expansion mode. The same Forstner bit is used to complete a hole right through the piece (the diagrams attached may help to clarify this prose). The final shape of the grinder is then completed, and a pre-cut pattern can be used, especially if a pair of identical grinders is being made.

As Flora pointed out, there are numerous styles, each with its own particular mechanism and different heights. The final design is up to the turner.

An excellent and clear exposition – thank you, Flora.



*The mechanism demonstrated*

*Tim Smeaton*

## SHOW & TELL - AUGUST 2022

Show & Tell was presented by Peter Page.



- David Hough brought two wooden models of 1934 Chevrolet coupes.
- Ron Allen showed three bud vases turned from a hollow mallee log.
- Piera DellaTorre had two scent bottles, following on from George Pastuch's demonstration last week.
- Peter Page showed a natural edged ironbark bowl which showed beautiful colouring.
- Vic Damato brought a flame sheoak bowl, sanded to a higher level of smoothness than the previous time.
- David Rose had a large bowl with a segmented middle.
- Tim Skilton showed two large mushrooms turned by his son.
- Jan Beare had a scent bottle, a tiny lidded box from macadamia and a small bowl turned from red gum firewood.
- David Kleinig brought a small form from conkerberry (carissa lanceolate – a spiny shrub which grows across Northern Australia and is used to treat many medical conditions).
- Lindsay Winen showed us a holm oak bowl with borer damage, a bowl from very dark mallee and a checker board and pieces.
- Ed Zahra brought a holder for ink, made from apricot.
- Trevor Green showed us a bowl in a bowl and a lidded box in a bowl, which looked very complicated to turn.
- Stuart Hunnisett brought what he called a novelty item, which resulted after a few design change disasters. He also had two scent bottles.
- Tim Smeaton also had a scent bottle.

- Bill Elliott joined in the scent bottle rush, plus a pierced red gum bowl.
- Peter Page showed us a small bud vase, also from conkerberry. He noted how strange it was to see two conkerberry pieces in one day, after not seeing any for years.

The halo was presented to Stuart Hunnisett.

*Dale Starr*



**Minutes of Northern Turners General Meeting August 27 2022**

The meeting started at 10:06, presided by the president - Tim Smeaton

Attendance: approximately 42 members

Apologies: R.Edge, G.Vawser

**President:**

Tim asked members to indicate by a show of hands that the minutes of the last meeting be accepted. This was carried.

Tim encouraged more of our female members to join in our exhibitions, noting that it is possible to share a table if they don't have sufficient items for a full table. He also suggested that they put their name on the roster to supervise for a day to see what kinds of questions customers ask.

Brent Golledge will be selling quality timber on the 4th Sat. of Sept. He usually has a lot of nice red gum.

Tim told members of a safety incident where a member slipped on the ramp into the container, causing injury to their hand. He asked members to take great care until we apply paint and sand to the surface to reduce the risk.

**Treasurer:**

The treasurer reported a balance of \$27481 at the end of June.

## **Zoom Presentations**

Dale told members about a proposal to hold zoom presentations from well-known international turners. These presentations are usually about 1½ to 2 hours in duration and should cost between \$10 and \$20, depending on what the presenter charges and how many attend.

Dale has been in contact with several presenters in Canada, the USA and the UK and they all indicated they would be interested, even though it would be late at night in the UK to fit in with a morning timeslot here.

Members who could not attend in person could watch the presentation from home as long as they have a computer and internet connection. They would only need to download the Zoom app and would receive the meeting link from the secretary.

Dale said that we can display the presentation on our TV or the school's screen, but wasn't sure if it could be on both at the same time.

This will be investigated.

Many members indicated they would be interested in attending such events so a trial run will take place before we sign up with one of the presenters.

## **Library**

Flora told members that the books are now held in the container, which makes them easier to access as well as making it safer to move the trolley.

## **Maintenance**

No issues.

## **Website**

Gordon Best said that progress was being made, just not visible progress.

## **Facebook**

Lindsay Winen looks after the club's Facebook account and told us that we get a decent number of hits. He told members that they can send him photos of their work for posting.

## **Merry Month of May**

George Pastuch asked that the next committee consider restarting the Merry Month of May, noting that it had been a popular event in the past.

## **Show & Tell**

Show & Tell was run by Peter Page. For details, see August's Turnout.

## **Demonstration**

Flora Rumbelow demonstrated the steps to turn a pepper grinder. See August's Turnout for details.