

TURNOUT

VOL9 No.05
May 2020

THE OFFICIAL NEWSLETTER OF NORTHERN TURNERS INC.

MUSINGS FROM THE PRESIDENT MAY 2020

Dear members

The sub-committee of WoodgroupSA formed to look at the future of WoodgroupSA has submitted its report and this has been circulated to the executives of all clubs. Under the chairmanship of Ted van Dijk, we have had 2 meetings, the last on May 11. Present were Ted van Dyk, Trevor Molde, John Tillack and yours truly (with an apology from Graham Jones). A final statement was prepared by John Tillack, and after some preamble the report to the Board states

“Conclusions

Given the lack of direction provided by the survey coupled with the inability to fill vital administrative positions the sub committee concludes that:

*there is no clear mandate from the clubs for WoodgroupSA to continue operating, and
there is no foreseeable prospect of WoodgroupSA resolving its staffing issues and the organisation is therefore not viable.*

*Consequently, the Future Directions Sub Committee recommends **the Board commences the dissolution procedures as stated in the Associations Incorporations Act 1985, the WoodgroupSA Constitution, and its Bylaws.**”*

This report will be discussed at the next meeting of the WoodgroupSA Board, but due to Covid-19 restrictions, the date for that meeting cannot yet be determined. Whether sufficient clubs will agree to this proposal remains to be seen.

While we continue to operate in relative isolation, it is worth considering those who are less fortunate. If you have lost your job and have a mortgage and family, then it is a very short slide down to poverty. The stresses on many families are here to stay for quite a long time, so if you can help anyone out, then it is a good thing to do. Retirees are also feeling loss of income from investments and savings, so I hope all of you who are retired are coping well. Fortunately, the corona virus has not spread widely here, but vigilance still needs to be maintained.

To keep communication going in Northern Turners, ring up some of your particular friends in the club and have a yarn and compare notes on how you are going in your shed. If you hear of someone who is having difficulties, give them a hand or at least some advice. It may be a good idea to visit someone else’s shed and have a coffee or some-

(Continued on page 2)

Northern Turners Committee

President	Tim Smeaton
Secretary	Dale Starr
Treasurer	David Kleinig
Vice President	Bill Elliott
Member	Roger Coulter
Member	Glenn Kutchen
Member	Fred McCann
Member	Nik Surikov,
Member	Graham Reed
Member	Flora Rumbelow

Send all articles to

turnout@woodgroupsa.org.au

Your Northern Turners

- *Seeking Excellence*
- *Encouraging Individualism*
- *Fostering Creativity*
- *Teaching Skills*
- *Providing Support*

(Continued from page 1)

thing stronger. Only a few days ago (while walking the dog) I had a call from Bill Elliot, and a hilarious twenty minutes later, we had solved most of the world's problems – thanks Bill.

Thanks to all those who have contributed to digital Show and Tell. Some really nice work coming out of your sheds, as well as ideas for improving your workshops. Keep the pictures coming and the following does have relevance:-

TURNING ISOLATION TO GOOD EFFECT

What can we do now, confined to our houses,
We're wood-turners, not manufacturers of blouses,
But we're lucky you know, we've at least got our sheds
We escape while our partners may snooze in their beds,
And we crank up our lathes, get them spinning like lightning,
As the shavings go flying, it can be quite frightening.
If a big piece of red gum's in danger of splitting,
May have hidden resin pockets for the turner unwitting,
Who gets a small catch as his gouge leaves the bevel
A large piece hits his ear and it hurts like the devil,
But it could have been worse if no face-shield was worn
Remember PPE always, don't your own safety scorn.
Nearly all of your senses reside in your head,
Without them, you might as well, frankly, be dead!
So take care as you let your imagination wander,
Dream up great designs that you really can't squander,
And produce some fine pieces and finish them well,
And maybe send pictures to virtual Show and Tell!

Enough rubbish for the present,
Stay well and look after yourselves
Cheers
The President
Tim Smeaton



Sales, Spares, Service & Accessories
Our Experience and a huge range of quality products
is the solution to all your woodworking needs
1174 Old Port Road, Royal Park. Sth Aust. 5014
www.woodworkingsolutions.com.au ph: 08 8241 2205

DIGITAL SHOW AND TELL ISSUE #4

Dear members

Here are some more contributions from our colleagues:-

Peter Page

Just some pictures for the show and tell of a clock I sort of started about 10 years ago when I first started turning. I cut this piece of wood on my band saw and thought it would make a nice clock if I joined the two pieces together again and that was as far as it went until now. I am also returning a lot of pieces I started along time ago, now I have a bit more time thanks to the virus, the only thing I don't have is Danish oil to finish them until we return to Northern Turners, that's if we have any. Hope you are well and keeping busy.

Thanks

Peter Page.



Rear and front views of the completed clock



Graham Reed



This is only a small sample of what I have been doing,

The Square items are coasters 100mm square base is 3mm acrylic with different colours poured over the base and mixed around, very effective and good fun to do.

The Pendants I decided to do something different, I had about a dozen in the cupboard that were very plain and unattractive. The insert that I finished up by doing is a piece of 3mm acrylic with the different colours poured over the top: then I thought that they were still a pendant, so matching earrings were added, set in a display case and they look 100% better.

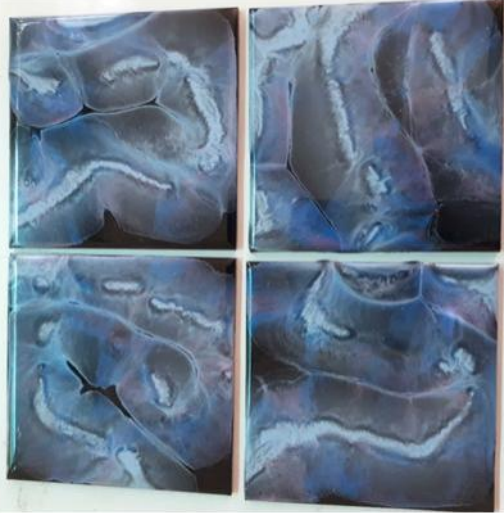
Cheers

Graham Reed



Four different sets of resin coasters (2 sets on the next page)

(Continued on page 4)



Pendant and ear-ring sets



Ed Zahra

I've done a few shed lighting upgrades that others may also want to do, so I've included the appropriate links.

Light for the Drill Press:

eBay - 2pcs 80mm White COB LED Angel Eye Halo Ring Light Driving Headlamp Bulb for Car.
One circular LED light used.

<https://www.ebay.com.au/itm/183826136099>

Power supply via: AC 100V-240V Adapter DC 12V 200mA AU Switching Power Supply 0.2A 5.5mm x 2.1mm. <https://www.ebay.com.au/itm/351689863943>

(Continued on page 5)

Light for Band Saw:

Pack of 10X Waterproof Car DRL Fog LED Light Strip Daytime Running COB Bright Drive Lamp.
Three LED strips used here. If left on for about 20 minutes straight, they tend to get a bit hot & turn themselves off.

<https://www.ebay.com.au/itm/153575906338>


Again, power supply via: AC 100V-240V Adapter DC 12V 200mA AU Switching Power Supply 0.2A 5.5mm x 2.1mm. <https://www.ebay.com.au/itm/351689863943>

I obtained some in-line switches and connectors from Jaycar Electronics. No soldering needed.

I'm very pleased with the results.

Cheers

Ed Zahra



Bill Elliot

Camphor bowl with 13 Huon Pine skulls 280 x 100 finished in Danish Oil

Looking for suggestions for a name for this bowl

Cheers

Bill



Well done all of you, and although "Skullduggery" gets an honourable mention, Graham Reed gets the "virtual halo" for his imaginative resin creations.

Please keep the pictures coming.

Tim Smeaton