

TURNOUT

VOL5 No.7
AUGUST
2014

THE OFFICIAL NEWSLETTER OF NORTHERN TURNERS INC.

From the President



As the days are getting a bit longer, and the nights a bit warmer, now is the time for all good turners to start getting their wares ready for Wood Revisited at Port Adelaide!

This month, we had a good turnout to the Second Saturday, 16 turned up as reported by Bill Elliot, and with more members taking advantage of the time to finish projects or seek advice, that augurs well for the future. George Pastuch and Ron Allen continue to teach and encourage those relatively new to turning to improve their skills, and some of the “weedpots” and similar pieces turning up at Show and Tell are testament to their success.

The general meeting this month was very well attended, with several new members receiving their badges. The treasurer Anne Kerr reported that our finances were in good shape, and the committee and members agreed to increase the amount held in six month deposit.

Jan Beare showed members the new book on Treen (recommended by Dave Brown) and you are all asked to take great care of this book – it has fabulous design ideas from the past.

Items from the committee meeting included (a) a cheque from the club, rather than individual members incurring the expense, to be used for significant purchases of cheese knife kits or similar items which are shared among members, (b) a proposal that the committee investigate the purchase of suitable audio-visual equipment for demonstrations, both to allow better viewing and for recording when required, and (c) Gordon Best is working towards a “members only” section for the NT website.

Tim Skilton and Greg Jackson have been organizing the visit by Liam O’Neill in February, and since Liam has agreed to give an illustrated lecture about the Peace Bowl (which has significance concerning Irish history) on the Friday night of the weekend workshop, they are making arrangements to use the school facilities and invite students and parents to attend. There would be a gold coin donation to benefit the school. Final details will be available later, but Tim and Greg hope that with the usual cost of \$100 for the 2-day workshop (which includes great lunches), the club would break even, or have a small loss.

(Continued on page 2)

Committee

President	Tim Smeaton
Secretary / Correspondence	Dale Starr
Treasurer	Anne Kerr
Assistant Treasurer	Glenn Kutchen
Member	Bill Elliot
Member	David Rose
Member	Graham Reed
Member	George Pastuch
Member	Dennis Murray

Your Northern Turners

- *Seeking Excellence*
- *Encouraging Individualism*
- *Fostering Creativity*
- *Teaching Skills*
- *Providing Support*

(Continued from page 1)

Robert Edge managed the great display of work at Show and Tell which ranged from the quirky pepper grinder (a mixture of a penguin and Darth Vader to my eyes) to a large natural edge olive bowl green-turned by Tim Skilton. Peter Page showed us a “three-quarter bowl” – well, actually it was a roughly turned bowl of pepper tree which had disintegrated on the lathe and one quarter was still missing in the recesses of his shed! The highlight was the extremely huge, extremely weighty, extremely hard and remarkably well finished bowl presented by Greg Jackson which won him the Halo. Representing about 50 hours of work, and some risk to his person, this was quite an heroic piece.

Glenn Kutchen gave us a very good demonstration of turning finials, with many examples of his own and Bill Elliot’s work, and thus inspired, all the lathes were cranked up, and a good pile of shavings generated. All in all, a good day for Northern Turners.

I think that is enough for the moment; remember the Port Adelaide exhibition is coming up, and everyone is encouraged to contribute some pieces to the exhibition. If you can volunteer to man the gallery or demonstrate, and did not fill out the sheet at the meeting, there is still time.

Keep on turning,

Tim Smeaton

EDITOR'S NOTE



In the last edition I included a diagram showing the method of turning a simplified bowl demonstrated by Jimmy Clewes and expected several questions from turners who did not attend his demonstration. However there were none forthcoming. Hopefully everybody understood the diagram and instructions. This week I have added his method for turning an ogee shape. Wikipedia, the free encyclopedia on the web, defines an ogee curve “is a curve shaped something like an S, consisting of two arcs that curve in opposite senses, so that the ends are parallel”.

I have tried it on several sizes and it does simplify getting the correct pleasing looking ogee shape. If you need help with it, please grab me next time you see me.

It was a pleasure to see some weed pots showing up at Show and Tell from the previous 3rd Saturday exercise.

George Pastuch

August 2nd Saturday Meeting

Although there is no formal report from the second Saturday group, Bill Elliot reported at the 4th Saturday meeting that there were 16 members attending on the second Saturday and the day was very successful.

The Editor

FOR SALE

Leadercraft Mini Lathe.
Cap. Length 18in.
Max. Diam. 10in.
Speed 300 - 3200.
Motor 370w.
Near new.
\$ 100
Graham Reed
PH: 8261 8664

August 3rd Saturday Meeting

The 3rd Saturday was again very well attended with 40 members. It is very pleasing to see some of our previous visitors returning as new members.

The day began with a revision exercise in beads and coves. Ron Allen provided a drawing and asked members to duplicate the drawing. The following pictures shows a few new members having a go, and the Leith Davidson showing of his final effort. Maybe we could get set this as a starting exercise on the 4th Saturday—just to test some of our more experienced members.



From left to right—Lindsay Winan, Frank Best & Brian Marshal

After a brief group discussion on the format and requirements for future exercises for the 3rd Saturday, George Pastuch and Ron Allen gave a brief talk on weed pot shapes. Ron Allen showed some examples where bark was left on his pieces and asked members to think about leaving bark on their pieces as it made the pieces more interesting. George then conducted a short demonstration on weed pots. The members then started on their own weed pots and shavings began flying. A very enjoyable day of turning. - George Pastuch



Leith showing his finished piece



Robert Edge on his weed pot. He brought the finished piece to next Saturday's Show and Tell.

August 4th Saturday Meeting

Approximately 40 members attended the August meeting. After the official meeting concluded, Robert Edge conducted the Show and Tell segment. Robert received the Wooden halo last month. A more precise listing of the pieces is highlighted in the President's report. Included are some pictures of the pieces.



The most remarkable was the very large piece from Greg Jackson. Greg went in some detail to explain the process he went through. Apart from the numerous sanding discs, he spent some 50 hours on it. The demonstration was by Glen Kutchen on finials. There were numerous examples to show and talk about. It was refreshing to see several members starting lathes on their own finials.



George Pastuch



Gadget of the Month

Steve Wright displayed a sanding pad he had made as shown

It has a flexible centre strip with Velcro stuck to both sides. This allows strips of felt backed sanding paper to be attached to both sides. Steve has several grits on the one pad which allows easy and quick sanding.



MEMBER PROFILE—Edward NOAH

What part of Adelaide are you from? Elizabeth Downs

What was or is your occupation and background? I was trained as an orthotists (splintmaker in the old language), now retired .

How did you get into woodturning? I I bought a wood lathe for my toy making and after a demo from Des Murray and Steve Franz at the Woodworkers shed woodwork Club, Salisbury, decided the get more various projects and better skill levels by joining Northern Turners .

How long have you been woodturning? About two and a half years .

What Lathes do you current use? In the singular, a Woodfast Midi with extension .

What is your dream lathe? That is my dream lathe for the moment, however I am eyeing of a more sophisticated piece of equipment with swing around headstock and variable speed control. Just have to find room for a larger piece of equipment in my shed .

What was the first thing you turned? first thing I turned except for hundreds of toy wheels was a candle holder

What is your favourite kind of turning ? I enjoy the more intricate and complicated projects but for the moment stick mainly with bowl and lidded boxes turning .

What do you find the most challenging to turn? Hollow vessels, the consistency of wall thickness is very difficult to achieve .

What type of timber do you like turning most? Mountain Ash, Camphor Laurel (nice smell), River Red Gum, haven't come yet to the point where I can determine what is going to be my favourite .

What is your favourite part of your workshop? My workshop is divided into three section, Woodwork, Leather Craft, and Metal work. I suppose they all have an equal claim as a favourite area

What do you like best about Northern Turners meeting? The assistance and guidance of experienced members, exchanging ideas, the demonstrations and social interaction .



What is your favourite piece and do you still have it? My favourite piece is a T model Ford I made for a competition, (it made the top spot and \$50 prize money)

Describe your workshop. I have had a workshop in one way or another for about forty years, as for a period of time I also traded commercially from my workshop mainly in the making of leather goods; I still repair shoes and make leather articles on request.

I make a lot of toys and have about twenty different items (my own designs) which are produced in larger quantities and donated to disadvantaged children, for Christmas. They are distributed through the “Woodworkers Shed Northern Districts”, Salisbury. Hence a lot of machinery and hand held tools in my Shed to keep me very busy



Northern Turners Exhibition 2014



“Wood Revisited”

Port Community Arts Centre, 66 Commercial Road, Port Adelaide

Exhibition open – *Saturday October 4th to Sunday October 19th 2014*

Entry forms – should be received by Monday September 22nd, 2014. Entry forms should be emailed to Greg Jackson. Early receipt of entries will help us with our preparation.

Do not send entry fees or written descriptors at this stage.

Delivery of Exhibits. All exhibits must be delivered to the Exhibition site between 10.00 am and 1.00 pm on Friday October 3rd or by other pre-arranged methods. All exhibits must be accompanied by a written descriptor and the entry fees. Descriptor format has been simplified and a template in MS Word format will be provided separately.

Collection of unsold exhibits. Collection **Sunday 19th NOT BEFORE 4pm as the Gallery is officially open until 4 or Monday 9.00 to 11.00am October 20th** , or by other prior written arrangements

ENTRY FORM

	NAME OF ENTRY	TIMBER/S USED COMMON NAME/S	APPROX SIZE (in mms)	PRICE \$
1				
2				
3				
4				
5				
6				
7				
8				
9				
10				

I have read and agree with the conditions for exhibiting

EXHIBITORS NAME.....

OGEE BOWL DESIGN

Attached below is the method Jimmy Clewes forwarded during his demonstration for the way to turn the outside ogee bowl shape.

The foot has been turned and the outside circumference trued up.

The first finalised curve is made from the top (less the distance for the rim) and bottom of the edge a third of the distance between the foot and the outside edge.

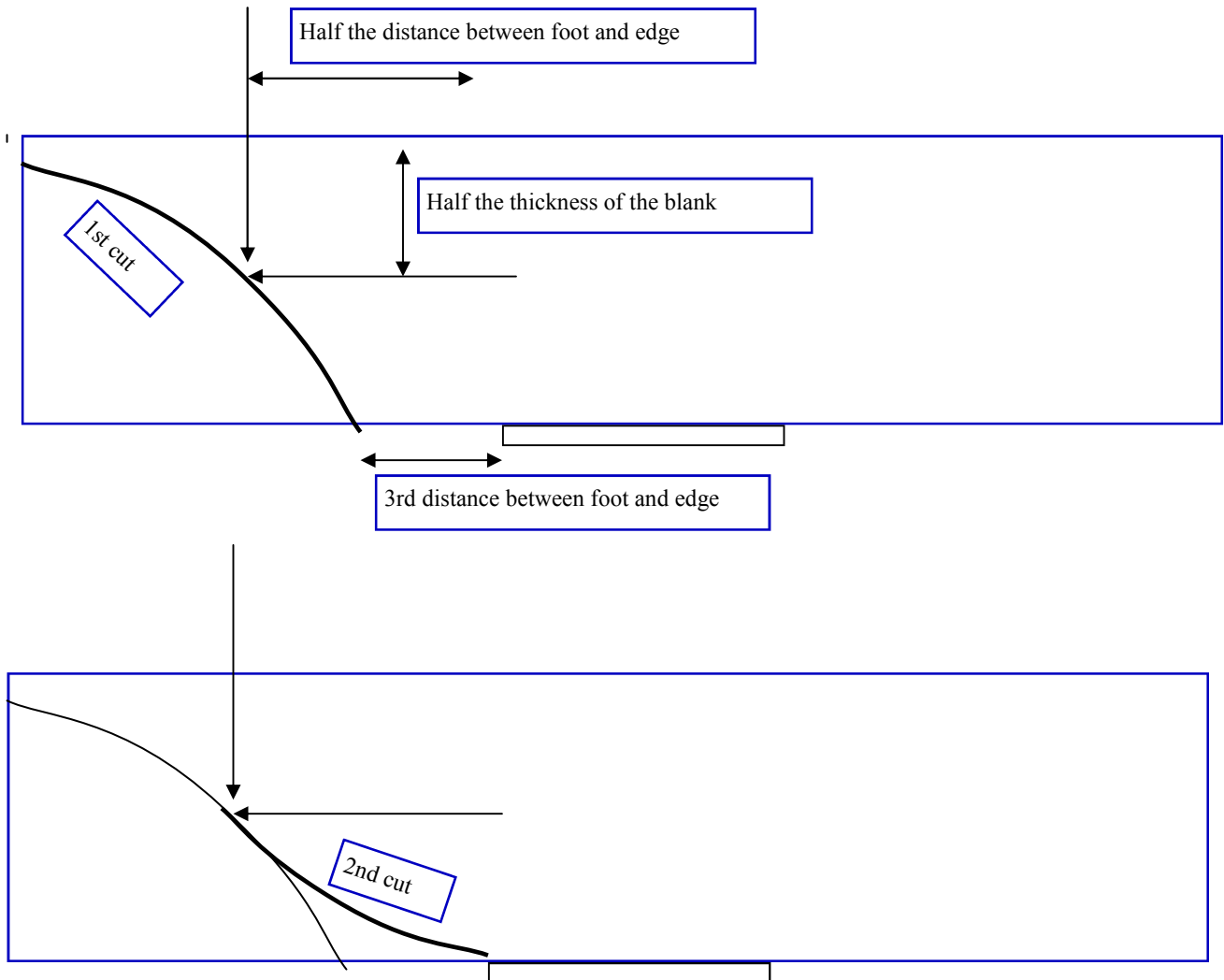
The curve should dissect the point where half the thickness of the blank meets half the distance between the foot and the edge of the blank.

From that half way point finalise a convex curve to the edge of the foot on the base blending into the first concave curve

You now have a perfect ogee curve. Sounds complicated, the picture below is easier to follow.

This works for all thicknesses and widths.

George Pastuch



NORTHERN TURNERS PROGRAMME

AT ALL MEETINGS, MEMBERS ARE ENCOURAGED TO GET ON WITH THEIR OWN ONGOING PROJECTS OR TRY OUT THINGS FROM THE DEMO – USE THE LATHES!

	<u>ACTIVITY/ DEMONSTRATION</u>	<u>Who</u>	<u>Material needed.</u> You are encouraged to bring your own.
SEPT 13	Come and work on your projects. Think of exhibition work.	Bill Elliot	Whatever you need for your project. Enthusiasm
SEPT 20	Needle cases	Ron Allen	Fine grained timber 25mm x 25mm x 155mm long
SEPT 27	Utilising offcuts and small pieces—Informal	Glen Kutchen Anne Kerr Bill Elliot Ron Allen George Pastuch	No set agenda or pieces. Come and watch and bring some offcuts to use.
OCT 11	Come and work on your projects. Think of exhibition work.	Bill Elliot	Whatever you need for your project. Enthusiasm
OCT 18	Cheese knives	Ron Allen/ George Pastuch	Fine grained timber 22mm x 22mm x 135mm long Holey cheese blades & pate blades will be available for purchase
OCT 25	Application of gold leaf and other foils	Milton Keil	No set agenda or pieces. Come and watch and bring some offcuts to use.
NOV 8	Come and work on your projects. Think of exhibition work.	Bill Elliot	Whatever you need for your project. Enthusiasm
NOV 15	Christmas trees	Ron Allen/ George Pastuch	75mm dia x 130mm long, glitter & felt pens Any timber—pine will be great
NOV 22	Yet to be determined		