

# TURNOUT

THE OFFICIAL NEWSLETTER OF NORTHERN TURNERS INC.

**VOL 12 No. 05  
& 06**

**May/June 2023**

## International Wood Collectors Society

The International Wood Collectors Society is based in America with members in many countries around the world. Members are a dedicated group of wood collectors and crafters. We have about 30 members in South Australia.

Many members are also members of woodturning clubs. Ron Allen, David Kleinig, Brian Fraser and myself are members of both Northern Turners and IWCS.

We do not meet on a regular basis but get together four or five times a year usually at an outdoor venue. Our last meeting was at Belair national park where we admired the giant redwood trees. Our next meeting will be mid-July and this will be a lunch meeting at a hotel due to the weather. We often have show and tell where members bring an item to show and a wood swap or auction. This is an opportunity to add to your collection.

Members receive a magazine from America every other month titled "World Of Wood" and an Australian Magazine, IWCS News Down-Under, as well as a local newsletter.

We have an annual AGM and conference held in a different city each year. This year it will be held in Hahndorf from the 18<sup>th</sup> October.

The traditional way of collecting wood samples is to cut a piece 6" x 3" and sand and label it. Some members have many thousands of these wood samples and make racks to hold them. Other members like to combine woodturning with collecting and turn their wood samples into objects e.g eggs, pens, weed pots etc.

Some members are interested in the structure of wood and view wood samples through a microscope. There is a diverse range of interests among members but we all have a common love of wood and trees.

If you would like further information, you are welcome to contact me

Email: [ros.allan@bigpond.com](mailto:ros.allan@bigpond.com)

Phone: 0428 258 599

Allan Plunkett S.A State Coordinator IWCS



## Show & Tell - 27 May 2023


Show and Tell was presented by Dale Starr in the absence of the last halo recipient – Trevor Green.

•Lindsay Winen showed us a large bowl, possibly blackwood.



•Dave Wills brought a natural edged bowl from sassafras burl.

•Peter Page had a couple of natural edged bowls from white cedar and silky oak. He also has a silky oak bowl with a textured and coloured rim.



•Franky Pastuch showed us a cheese platter with scroll sawn mice along the edge.

•Bob Bauze brought an inside-out turning thing.



•George Pastuch had a piece turned from a log with a hole down the middle. This was turned

into a lamp.



•Stuart Hunnisett showed a silky oak bowl and some needed cases turned after last week's demo.

•Ed Zahra also had some needle cases and showed us a roll of zero clearance tape which can be used on the table saw to stop pieces falling down beside the blade.



•Bill Elliott brought a bowl with an inset and pierced band, probably from Queensland maple. He also has a hollow form with carved lip from Himalayan cedar.

•David Kleinig showed a small almond bowl which was turned green.

•Hal Sneddon brought 5 bowls, also turned from green almond.



•Peter Smith showed us a large toy crane he made a number of years ago.



The halo was awarded to Dave Wills



## Cancer Council - Biggest Morning Tea (follow up from Ed Zahra)

These auction items are still available. Can you give them a good home?

To obtain the item, and have your payment included in our club's Biggest Morning Tea donation:

1. Make an offer to the holder of the item.
2. Transfer payment to

Account name:	NORTHERN TURNERS INC.
BSB:	325-185
Account number:	0221 8945
Your Ref:	Your Name – Morning Tea

3. Arrange with the holder of the item to collect it.

FIREBRAND corded impact drill.



Holder: Victor Garcia  
Telephone: 8263 6427

Panasonic microwave oven.  
No longer suitable for household kitchen use due to the odour of burnt paper.



Perfect for shed use. (Brian is an electrician and has checked it over).

Comes with glass turntable and handbook.

Holder: Brian Milhench  
Telephone: 0400 285 311

RYOBI Lawn Hornet Weed Wacker and Lawn Edger powered by a Two-Stroke motor. Comes with spare line heads and nylon line, manual, and maintenance kit.

Holder: Ed Zahra  
Telephone: 0412 897 763





Many thanks to all those who attended, donated, tried to eat all the sausages and (especially) all those who donated their time.



### Northern Turners Committee

President	Peter Smith
Vice President	Bill Elliott
Secretary	Dale Starr
Treasurer	David Kleinig
Assistant Treasurer	Vic Damato
Member	Guido Guidi
Member	Graham Reed
Member	Flora Rumbelow
Member	Tim Smeaton
Member	Nik Surikov
Member	Rob Williams

### Your Northern Turners

*Seeking Excellence  
Encouraging Individualism  
Fostering Creativity  
Teaching Skills  
Providing Support*

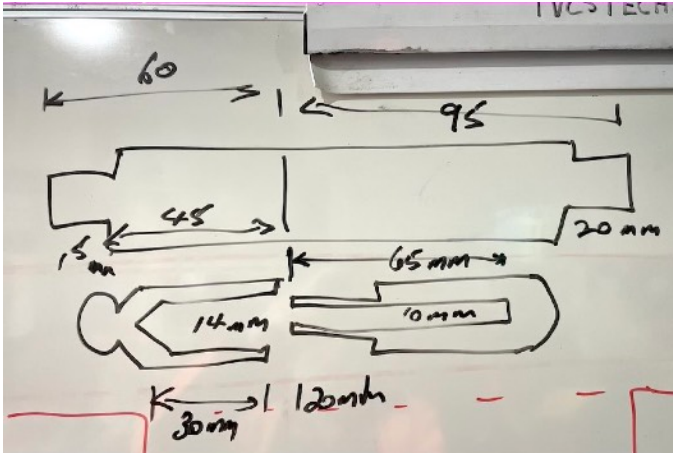
### Third Saturday Demonstration Schedule

DATE 2023	DEMONSTRATOR	PROJECT
JULY 15	Ron Allen	Mallet
AUG 19	Ron Allen	2 pc Mushroom – Banksia Nut
SEPT 16	George Pastuch	Fruit -Apple, Pear
OCT 21	George Pastuch	Christmas Finial
NOV 18	Ron Allen	Tea Candle

### Forth Saturday Demos

DATE 2023	DEMONSTRATOR	PROJECT
Jul 22	Roger Hunphris	Toymendous demo/challenge
Aug 26	Bill Elliot	Mystery Demo ... shhhhhh
Sep 23	Thinking ... thinking ... thinking	
Oct 28	Tim Skilton	bowl saved with green wood - Part 2 - TBC

## George Pastuch - Needle Boxes 23-05-20



This, like so many things George does, seems simple and easy but isn't. The fit of the lid to the base can be annoyingly tricky


The hole in the lid is drilled first and the rest of the piece is governed by that measurement.

Finesse is needed to turn the outer diameter of the base that fits into the lid so it fits but 'pops' when it is removed.



Doing this with sand paper doesn't work very well because the grain sands differently.

Besides, it's a good exercise carefully shaping it with a skew chisel.




*\*and don't laugh at the white board sketch.*

*Those measurements are correct and accurate.*

*I made a test piece out of native pine and showed it to my physiotherapist who is also a seamstress and she promptly claimed it echoing George's statement that the plastic type blunt the tip of her needles.*

*... please don't tell her that the lid is supposed to 'pop' when it comes off.*

*Rob W\**



### Lathe with stand and tools for sale.

Eriks Draiska (friend of Ed Zahra & the gent who advised us of all that almond tree wood) has a lathe for sale.

It has been unused and stored away for some time and could benefit from a good clean-up, but it is all in good working order.

Eriks would like to see it go to a good home and get back into use.

He is asking a very reasonable \$200 o.n.o., and you can contact him on 0418 804 900.

He is located in Modbury North.



# Lidded Boxes & Exhibition Table Example- George Pastuch - 17 June 23



George used this demo to show an effective way to make a highly saleable item or something that is a great gift (especially for granddaughters).





The process to make them is also a good place to practice tool control (*I've said that before haven't I? Well its true*)

The lid and outer shape can be done in different ways for variety as well fitting inlays in the lid.

George received much encouragement from those watching on how to create a firm fit between lid and base.

It was well received and appreciated.

Also George set a table display to demonstrate how members can display pieces at exhibitions.



## Show & Tell 24 June 2023

Show and Tell was presented by Dave Wills.



- Ed Zahra showed us two fancy depth gauges he made.
- Enzo Bronzi brought two small cutting boards made with 2000 tiny pieces leftover from his larger boards.
- Jan Beare showed a Broughton willow ring box from last week's demo.
- Dale Starr had a weeping myall bowl.
- Rob Williams showed three natural edged bowls.



- John Campbell brought a sculptural piece made from myall, huon pine and sterling silver.
- Trevor Green showed a Broughton willow ring box with finial.
- Athy Kalatzis brought a large natural edged bowl made from jarrah.
- Barry Brinkly showed us a small red gum bowl.



- Hal Sneddon had another wet-turned bowl which had distorted nicely.
- Tim Smeaton brought a small spoon.



- Dave Wills has been busy, showing us a small willow burl bowl, a bowl from almond wood, a myrtle burl bowl, an ash bowl and a beech bowl with coloured grooves.



The halo was awarded to Barry Brinkly.

### Link box -

Robert Sorby Pro Edge Deluxe Sharpening System video from the factory in Sheffield showing how to get a perfect factory finish. (Thanks Ed Zahra)

<https://www.youtube.com/watch?v=k-nTHpfcwkQ>


South Auckland Woodturners Guild is a turners group based in NZ who have pages of projects & Tips/Jigs on their web page. Another source ideas and information.

<https://sawg.org.nz>





**D**ale Starr -  
Neil Scobie's  
inside out seed pot  
27 May 23



*Dale's demo was another example an idea that produces unusual and really interesting results.*

*Attention has to be paid to the fact that there are screws holding it together (so avoid them!) and to the alignment of the two pieces when assembling them for the second part.*

*Sharp tools and gentle cuts are essential due to the fact that you're turning in and out of voids in the second stage.*

*Sanding? ... best to do that after you've finished shaping and have removed it from the lathe (I'm sure Tim Skilton is working on a sanding system for this but until he comes up with it, best do it when its not turning at high RPM's)*

*Once off the lathe the final shapes are a matter of preference and personal choice.*



For me, this was an excellent demonstration of how not to panic under stress and I have a piece of jarrah I've prepared that I'm going to try it on.



## Tim Smeaton - Chess pieces = 24 June 23



Chess pieces?

“You’re mocking me, aren’t you?”

So, not only a superior wood tuner but he can play chess? ... probably a grand champion.

Well I for one will not be intimidated!


... but a seal and a dugong carving from Dale’s demo BUT from hollowed out starting pieces with a turned bead inside so they rattle?

Ok, maybe a little bit impressed ...

Tim’s chess pieces are individual. He does not ‘fuss’ about and make perfect copies of each piece for either side of the board. These are hand

made wooden piece, not mass produced plastic made in their millions. So have fun making them.

And if you’re feeling very Japanese, Tim says you should give them a bit of a whack (?) ... if it doesn’t look like I want it just gets thrown across the shed but each to their own



And now your super special end of financial year dual issue newsletter special **bonus!**

*From your Editor.*

... yeah ... there isn't one 🙄

I'm sure that one or two of you have run into this thing called "a life"?

Before I retired I never had one of my own, I was issued with one from the air force and it was excellent.

Really organised (badly), everything planned (poorly) and nothing ever happening that was unexpected (except on days that ended in a Y). All I had to do, if the plan didn't work, was to fix it and then fill out paperwork so an 'officer/boss' could shift the blame away from them.

Hey, I was a SNCO, we were always responsible but it was never our fault ... we got training to make sure it wasn't our fault.

But now ... there are grandchildren that I would never willingly disappoint. My last remaining sibling that asks if I can spend some time together so we can catch up properly. Friends, not work colleagues, asking if we'd like to have lunch and just chat. And my wife (who actually likes me) and a small fluffy dog (who tolerates me sharing his chair).

So people I want to do 'stuff' for miss out and I feel like I'm not doing my job, letting them down ... the whole military ethos thing.

Turns out ... I'm the only one thinking all this.

Everyone else is just happy that I'm doing things and thanks me for my efforts.

Thanks? Support? Encouragement? Seriously?

Then I get this call out of the blue ...

"Hi Rob, do you need a hand? Can I take on the newsletter when you go away or need a break?"

So, stand by for a fresh view on the newsletter in the future as Ed Zahra comes onboard as co-editor to help me out. There are no solid plan yet, we're going to have to do a lunch, and I doubt he's going to do it for me ... he's WAY too smart to fall for that and I can't pay him so ...

What will probably happen is that we will sort out for him to do the issue when I head off somewhere in the camper or when my head, heads off somewhere that stops me getting near a computer.

No, don't ask, we're not going there 🙄 😏 😂

... my next cunning plan is to show him how to use the DJI camera and record the demonstrations for me when I'm away ... then editing ... then producing finished videos

... then world domination!!!

but shhhhhh 🤫 that's just between you and me.

Cheers, Rob Williams 😎 [i.am.batman.1959@gmail.com](mailto:i.am.batman.1959@gmail.com)

---