

TURNOUT

VOL11 No.04
May 2022

THE OFFICIAL NEWSLETTER OF NORTHERN TURNERS INC.

From the President

To quote the great poet Robert Burns, “The best laid schemes o' mice an' men / Gang aft a-gley.” Despite our best efforts, the weather, Covid-19, visits to family in distant parts, and other impediments meant that we could not get a quorum for the Special General Meeting on May 28th. Therefore, there will be another such meeting some time in the future to see if we can make a few changes to the Constitution, particularly to reduce the number of members required to make up a quorum.

However, the 40 odd members who turned up on Saturday had a good time, loading up with cream puffs (I had to test a large number for quality control) and other goodies for morning tea, and then bidding for the items in the general auction. There were many good bargains in the gouges and scrapers on offer. Dale Starr did an excellent job as auctioneer, and Flora Rumbelow recorded all bids. Thanks to all who made purchases, and to Robert Edge and David Kleinig who handled the EFTPOS sales.

The silent auction of wood from Greg Jackson’s shed, and pieces donated by others, also went well, and practically all the wood was sold. Well done everyone, and we hope to see some nice pieces from the wood on offer.

The sausages and onion were cooked to perfection by Mike Graham and Pete Smith, so thank you chefs.

At this stage, it is only an estimate, but we anticipate that we will be able to donate about \$2500 to the Cancer Council for the Biggest Morning Tea, so thank you to everyone who has donated to the cause of cancer research, including some of you who could not attend.

Remember the Exhibition is on this weekend at Wayville from Friday to Sunday, with about 17 of our members exhibiting and others demonstrating. Let’s hope the general public see your quality work and perhaps we will gain a few recent retirees as new members of Northern Turners.

Best wishes to all who are recovering from Covid

Cheers

Tim Smeaton

Northern Turners Committee	2021/22
President	Tim Smeaton
Secretary	Dale Starr
Treasurer	David Kleinig
Vice President	Bill Elliott
Member	Rob Williams
Member	Guido Guidi
Member	Fred McCann
Member	Nik Surikov,
Member	Graham Reed
Member	Flora Rumbelow

Send all articles to

turnout@northernturners.org.au

Your Northern Turners

- *Seeking Excellence*
- *Encouraging Individualism*
- *Fostering Creativity*
- *Teaching Skills*
- *Providing Support*

3rd Saturday demonstration May 20200 Finials and inlays—Ron Allen

FINIALS



Initially Ron talked about finials, their uses and designs. Generally speaking the purpose of finials was to enable easier handling of lids in containers.

Finials are defined as an element that **accents the top or end of an object usually for decorative purposes**. In architecture it is employed to emphasize the top of a spire, tower, dome, roof, or other prominent feature of a structure. Like a flock of birds, several finials may be called pinnacles.

If used as an ornament at the top, end, or corner of an object, the shape is in the mind of the designer.

The demonstration was specifically focused on a finial on top of a turned box. Ron described that he made his finials to look at decreasing diameters from the base to the top of the finials.

The demonstration started with a piece of ebony glued to a piece of scrap timber turned to fit in a scroll chuck. The glue joint is simply but joined with PVA glue.



Ron brings up the tail stock with a live centre for extra support

Turn to a cylinder. Then cut a trench to the desired diameter. This will be glued into the lid with the same size diameter.



Continue to the desired shape. Before completing the finial, lightly sand.

Complete the top of the finial. Sand the top if necessary. Part off at the base of the initial trench.



Continue on the next page for the second part of the demonstration.

(Continued on page 3)

(Continued from page 2)



INLAYS

Initially Ron talked about the selection of inlay timbers. The concept is to have contrasting colours between the lid and the inlay. If the colours are too close then a second insert should be used as a border between the two. This is the demonstration for the day.

Ron turns inserts initially to a flat disk. He also prepares resin disks as inserts for his lids. This allows choosing which insert to use in a particular lid.


This demonstration starts with the insert and contrasting ring as a disk already turned to a flat disks.

The first step is to make a jam chuck for the lid to fit into and mounted on the lathe in a scroll chuck. Turn the face of the lid flat.



Bring up the tail stock and jam the contrasting disk against the face of the lid. Use a stopper between the live centre and the disk. Ron uses a rubber door stopper plug purchased at any hardware store.

Turn the contrasting piece to the desired diameter. This will be the inserted ring outer diameter



Using a skew chisels remove the interior of the lid to the exterior diameter of the white lid turned above. Insert the ring piece and glue in place.



Fit the pre-prepared insert inside the ring. Glue altogether.

When dry, return to the jam chuck and turn all to the desired shape, sand and apply the finish.



DEMONSTRATIONS 4TH SATURDAY 2022

June 25	Turning fruit	Bill Elliot
July 23	Hollow flask – concealed lid (Technique demonstrated by Hans Noom)	Tim Smeaton
August 27	Salt and pepper grinders	Flora Rumbelow
September 24	Router demonstration Toymendous turning Pole lathe demonstration	Guido Guidi, Trevor Green, Roger Humphris
October 22*	AGM Decorative work in jewellery boxes	David Hough
November 26	TBA	

PROGRAM FOR THIRD SATURDAY MEETINGS
DEMONSTRATIONS IN 2022

June 18	End grain bowls	George Pastuch
July 16	Sugar scoop	Ron Allen
August 20	Scent bottles	George Pastuch
September 17	Tea lights and colour spinning	George Pastuch
October 15	Chatter work	Ron Allen
November 19	Miniature bird houses	George Pastuch

Minutes of Northern Turners General Meeting May 28 2022

The meeting was presided by the president - Tim Smeaton

Attendance: approximately 40 members

Apologies: F.McCann, B.Brinkley, R.Bauze, G.Vawser, A.Milligan, N.Surikov, R.Williams, S.Hunniset, P.Day, R.Humphris, A.Kerr, B.Fraser, J.Fawcett, G.Guidi, C.Deguet, R.Allen, D.Gilland, G&F Pastuch, P.Beebee, T.Davies
President:

Tim told members that there were not enough members present for a quorum so the proposal to change the constitution will be deferred.

Treasurer:

The treasurer reported a balance of \$25419 at the end of April.

Exhibition Committee

Graham Reed told us that setup at the Home Show will start about 8:30 Thursday. He reminded us that anyone there for setup and to deliver items must wear a safety vest. Robert Edge said that there were only 17 entries this time, and only 4 entry forms without errors, which he then has to correct before the data is entered into the payment and bar-code generation system. He will hold a session later in the morning to show people how to detect these errors.

Maintenance

Jeff Todd told us that one of the lathes has a loose bearing and needs an electrician to disconnect the motor. He asked if any members were electricians or know one. (Alan Burgess offered his services)

2nd Saturday

Bill Elliott said that there were about 25 members at the last meeting and everyone was doing something.

Biggest Morning Tea

After the general meeting, there was a break for coffee and sweets. We were overwhelmed with the variety of sweets on offer.

This was followed by an auction of items donated by members, along with a large number of items generously donated by a former member (which included a Super Nova chuck, a shop lamp, a Beale buffing system, Cole jaws, 3 faceplates, about 30 turning tools).

This was followed by a sausage sizzle and more eating of sweets.

There was also a silent auction of a large number of timber pieces. All items found a new home.

Uneaten sweets were then sold for \$5 a plate. Extra sausages were sold in batches of eight for \$5.

Thanks to Robert Edge and David Kleinig for managing EFTPOS purchases, and to Peter Smith and Mike Graham for cooking the sausages and onions.